










An Daingean Electoral Area

Total Valid Poll 9292

Quota 2324

Seats 3

Candidate	Party	1st Pref		2nd Count		3rd Count		4th Count	
		% Share	#Votes	+/-	#Votes	+/-	#Votes	+/-	#Votes
BRÉANAINN-BEAGLAOÍ 	Non-party	1.6%	149	-149	0		0		0
BREANDÁN-FITZGERALD 	Fianna Fáil	11.3%	1053	60	1113	138	1251	-1251	0
SÉAMUS COSAÍ FITZGERALD 	Fine Gael	17.0%	1580	79	1659	305	1964	478	2442
BRENDAN GRIFFIN 	Fine Gael	21.9%	2038	76	2114	114	2228	89	2317
PAT HANAFIN 	The Labour Party	8.7%	813	129	942	-942	0		0
THERESA RAFTER-MORIARTY 	Sinn Féin	2.7%	253	-253	0		0		0
BRIGID O'CONNOR 	Non-party	12.7%	1179	136	1315	179	1494	126	1620
DARACH Ó MURCHÚ 	Green Party / Comhaontas Glas	2.3%	216	-216	0		0		0
MICHAEL D. O'SHEA 	Fianna Fáil	21.6%	2011	43	2054	88	2142	375	2517

Non Transferable

95

118