













Killarney Electoral Area

Total Valid Poll 18838

Quota 2355

Seats 7

Candidate	Party	1st Pref		2nd Count		3rd Count		4th Count		5th Count		6th Count		7th Count	
		% Share	Votes	+/-	#Votes	+/-	#Votes	+/-	#Votes	+/-	#Votes	+/-	#Votes	+/-	#Votes
BRENDAN CRONIN 	Non-party	12.4%	2331	105	2436		2436		2436		2436	-81	2355		2355
TOM FLEMING 	Fianna Fáil	14.5%	2733		2733	-378	2355		2355		2355		2355		2355
MICHAEL GLEESON 	South Kerry Independent Alliance	13.5%	2536		2536		2536	-181	2355		2355		2355		2355
DONAL GRADY 	Non-party	5.7%	1075	84	1159	19	1178	44	1222	125	1347	17	1364	-1364	0
DANNY HEALY-RAE 	Non-party	15.7%	2958	-603	2355		2355		2355		2355		2355		2355
MARIE MOLONEY 	The Labour Party	11.8%	2223	95	2318	52	2370		2370		2370		2370		2370
LYNN NÍ BHAOIGHEALLÁIN 	Sinn Féin	1.7%	323	31	354	10	364	17	381	-381	0		0		0
BOBBY O'CONNELL 	Fine Gael	8.4%	1588	49	1637	85	1722	13	1735	124	1859	12	1871	102	1973
BRIAN O'LEARY 	Fianna Fáil	5.6%	1052	121	1173	145	1318	44	1362	70	1432	23	1455	275	1730
CONOR O'NEILL 	Green Party / Comhaontas Glas	0.4%	74	5	79	2	81	10	91	-91	0		0		0
JOHN SHEAHAN 	Fine Gael	8.8%	1652	91	1743	35	1778	50	1828	74	1902	18	1920	284	2204
CON WALSH 	Sinn Féin	1.6%	293	22	315	30	345	3	348	-348	0		0		0
Non Transferable										427		11		703	