










Killorglin Electoral Area

Total Valid Poll 15030 Quota 2506

Seats 5

Candidate	Party	1st Pref		2nd Count		3rd Count		4th Count		5th Count	
		% Share	Votes	+/-	#Votes	+/-	#Votes	+/-	#Votes	+/-	#Votes
MICHAEL CAHILL 	Fianna Fáil	16.3%	2446	92	2538		2538		2538		2538
EONAGH COMERFORD 	Green Party / Comhaontas Glas	2.1%	313	27	340	-340	0		0		0
PATRICK CONNOR-SCARTEEN 	Fine Gael	13.6%	2045	216	2261	212	2473	645	3118	-612	2506
P.J. DONOVAN 	Fine Gael	15.2%	2282	93	2375	89	2464	9	2473	67	2540
MICHAEL HEALY-RAE 	Non-party	21.3%	3198	-692	2506		2506		2506		2506
DONALD LYNCH 	Fianna Fáil	5.8%	869	117	986	73	1059	-1059	0		0
JOHNNY PORRIDGE O'CONNOR 	Fine Gael	10.1%	1525	59	1584	137	1721	33	1754	65	1819
PAUL O'DONOGHUE 	Fianna Fáil	13.2%	1988	67	2055	35	2090	161	2251	101	2352
JOHN SHEEHAN 	The Labour Party	2.4%	364	21	385	-385	0		0		0
Non Transferable							179		211		379
Control Total		100.0%	15030		15030		15030		15030		15030