










Listowel Electoral Area

Total Valid Poll 16365 Quota 2728

Seats 5

Candidate	Party	1st Pref		2nd Count		3rd Count		4th Count		5th Count	
		% Share	Votes	+/-	#Votes	+/-	#Votes	+/-	#Votes	+/-	#Votes
ROBERT BEASLEY 	Sinn Féin	15.4%	2523	78	2601	403	3004	-276	2728		2728
JOHN BRASSIL 	Fianna Fáil	12.4%	2036	134	2170	152	2322	47	2369	286	2655
TIM BUCKLEY 	Fine Gael	14.6%	2383	153	2536	39	2575	29	2604	204	2808
MICHAEL CONWAY 	The Labour Party	8.6%	1403	24	1427	179	1606	95	1701	-1701	0
MARIA GORMAN 	Fianna Fáil	5.8%	941	-941	0	0	0	0	0	0	0
DANIEL KIELY 	Fianna Fáil	10.2%	1674	224	1898	22	1920	8	1928	120	2048
PAT LEAHY 	The Labour Party	11.5%	1889	144	2033	47	2080	30	2110	584	2694
RISTEÁRD Ó FUARÁIN 	Sinn Féin	6.1%	1005	12	1017	-1017	0	0	0	0	0
LIAM PURTILL 	Fine Gael	15.3%	2511	87	2598	62	2660	9	2669	121	2790
<i>Non Transferable</i>						85		113			